

Lecture 15 - Foundations of Probability



DSC 40A, Spring 2023

Announcements

- ▶ No homework due this week!
- ▶ Janine is not holding office hours today.
- ▶ Welcome to Part 2 of the course!

Agenda

- ▶ Probability: context and overview.
- ▶ Complement, addition, and multiplication rules.
- ▶ Conditional probability.

Probability: context and overview


From Lecture 1: course overview

Part 1: Learning from Data

- ▶ Summary statistics and loss functions; mean absolute error and mean squared error.
- ▶ Linear regression (incl. linear algebra).
- ▶ Clustering.

Part 2: Probability

- ▶ Probability fundamentals. Set theory and combinatorics.
- ▶ Conditional probability and independence.

- 
- ▶ Naïve Bayes (uses concepts from both parts of the class).

Why do we need probability?

- ▶ So far in this class, we have made predictions based on a dataset.
- ▶ This dataset can be thought of as a **sample** of some population.
- ▶ For a prediction rule to be useful in the future, the sample that was used to create the prediction rule needs to look similar to samples that we'll see in the future.

Probability and statistics

I have fair coin.

If I flip it 5 times, how likely am I to see all heads? → probability

$$P(5H) = \left(\frac{1}{2}\right)^5 = \frac{1}{32}$$

data generating process

observed data

statistics

I found a coin and flipped it 5 times. I got all heads. Was it fair?

Statistical inference

Given observed data, we want to know how it was generated or where it came from, for the purposes of

- ▶ predicting outcomes for other data generated from the same source.
- ▶ knowing how different our sample could have been.
- ▶ drawing conclusions about our entire population and not just our observed sample (i.e. generalizing).

Probability

Given a certain model for data generation, what kind of data do you expect the model to produce? How similar is it to the data you have?

- ▶ Probability is the tool to answer these questions.
- ▶ You need probability to do statistics, and vice versa.
- ▶ Example: Is my coin fair?

Terminology

$$S = \{H, T\}$$

$$S = \{1, 2, 3, 4, 5, 6\}$$

- ▶ An **experiment** is some process whose outcome is random (e.g. flipping a coin, rolling a die).

- ▶ A **set** is an unordered collection of items. $|A|$ denotes the number of elements in set A .

$$\rightarrow \{3, 4, 5\} = \{5, 3, 4\} = A \quad |A| = 3$$

- ▶ A **sample space**, S , is the set of all possible outcomes of an experiment.

- ▶ Could be finite or infinite!

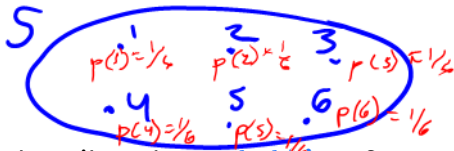
- ▶ An **event** is a subset of the sample space, or a set of outcomes.

- ▶ Notation: $E \subseteq S$.

$$E = \text{roll an even \#}$$
$$E = \{2, 4, 6\}$$

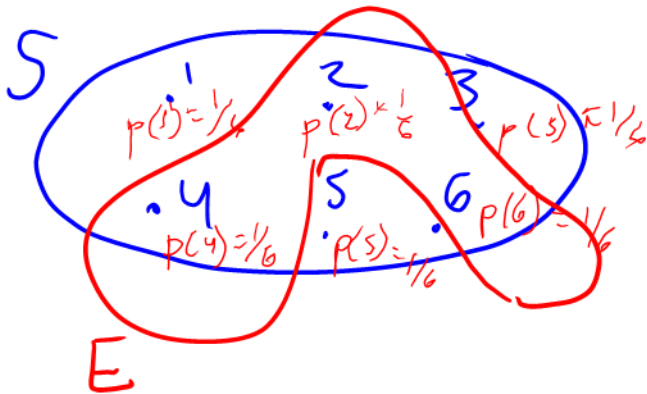
→ what you want prob. of

Probability distributions



- ▶ A probability distribution, p , describes the **probability** of each outcome s in a sample space S .
 - ▶ The probability of each outcome must be between 0 and 1: $0 \leq p(s) \leq 1$.
 - ▶ The sum of the probabilities of each outcome must be exactly 1: $\sum_{s \in S} p(s) = 1$.
- ▶ The probability of an **event** is the sum of the probabilities of the outcomes in the event.
 - ▶ $P(E) = \sum_{s \in E} p(s)$.

Example: probability of rolling an even number on a 6-sided die



$$\frac{3}{6} = \frac{1}{2}$$

$$p(E) = \sum_{s \in E} p(s) = p(2) + p(4) + p(6) = \frac{1}{6} + \frac{1}{6} + \frac{1}{6} = \frac{3}{6} = \frac{1}{2}$$

Equally-likely outcomes

- ▶ If S is a sample space with n possible outcomes, and all outcomes are equally-likely, then the probability of any one outcome occurring is $\frac{1}{n}$.

- ▶ The probability of an event E , then, is

$$\sum_{s \in E} p(s) \rightarrow P(E) = \frac{1}{n} + \frac{1}{n} + \dots + \frac{1}{n} = \frac{\# \text{ of outcomes in } E}{\# \text{ of outcomes in } S} = \frac{|E|}{|S|}$$

- ▶ Example: Flipping a coin three times.

$$S = \{ \underbrace{HHH}_{\text{prob } 1/8}, \underbrace{HHT}_{\text{prob } 1/8}, HTH, \dots \} \rightarrow 8 \text{ outcomes } |S| = 8$$

$$E = \text{exactly 2 H's} = \{ HHT, HTH, THH \} \rightarrow |E| = 3$$

3/8

be careful
to only
use this
when
all
outcomes
are
equally
likely

Complement, addition, and multiplication rules

Complement rule

- ▶ Let A be an event with probability $P(A)$.
- ▶ Then, the event \bar{A} is the complement of the event A . It contains the set of all outcomes in the sample space that are not in A .

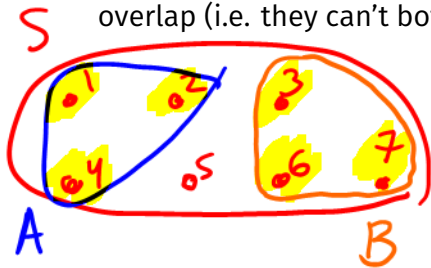


- ▶ $P(\bar{A})$ is given by

$$P(\bar{A}) = 1 - P(A)$$

Addition rule

- ▶ We say two events are **mutually exclusive** if they have no overlap (i.e. they can't both happen at the same time).



$$P(A \text{ or } B) = \frac{P(1) + P(2) + P(4) + P(3) + P(6) + P(7)}{P(3) + P(6) + P(7)} = P(A) + P(B)$$

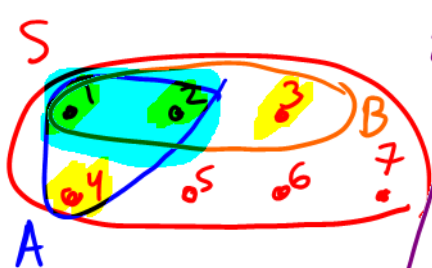
- ▶ If A and B are mutually exclusive, then the probability that A or B happens is

$$P(A \cup B) = P(A) + P(B)$$

\cup is union ("or")

Principle of inclusion-exclusion

- ▶ If events A and B are not mutually exclusive, then the addition rule becomes more complicated.



$$P(A \text{ or } B) = p(1) + p(2) + p(3) + p(4)$$

$$P(A) + P(B) - P(A \cap B)$$
$$= p(1) + p(2) + p(4)$$

$$+ p(1) + p(2) + p(3) - (p(1) + p(2))$$

- ▶ In general, if A and B are any two events, then

$$\underline{P(A \cup B)} = P(A) + P(B) - \underline{P(A \cap B)}$$

\cap is "and"
intersection

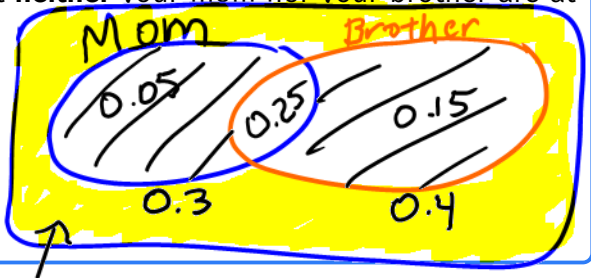
Discussion Question

Each day when you get home from school, there is a

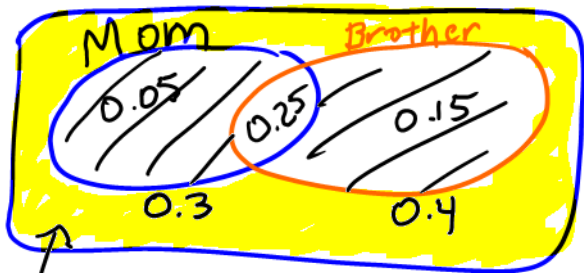
- ▶ 0.3 chance your mom is at home.
- ▶ 0.4 chance your brother is at home.
- ▶ 0.25 chance that both your mom and brother are at home.

When you get home from school today, what is the chance that **neither** your mom nor your brother are at home?

- a) 0.3
- b) 0.45
- c) 0.55
- d) 0.7
- e) 0.75



$$1 - 0.45 = 0.55$$



$$1 - 0.45 = 0.55$$

$$\begin{aligned}
 P(\text{Mom or Brother}) &= P(\text{Mom}) + P(\text{Brother}) - \\
 &= 0.3 + 0.4 - 0.25 = 0.45
 \end{aligned}$$

$P(\text{Mom AND Brother})$

Multiplication rule and independence

- ▶ The probability that events A and B both happen is

"and" \rightarrow $P(A \cap B) = P(A)P(B|A)$

- ▶ $P(B|A)$ means "the probability that B happens, given that A happened." It is a **conditional probability**. (knowing/assuming that)
- ▶ If $P(B|A) = P(B)$, we say A and B are **independent**.
 - ▶ Intuitively, A and B are independent if knowing that A happened gives you no additional information about event B , and vice versa.

- ▶ For two independent events, \rightarrow for indep. events separately multiply prob.

$$P(A \cap B) = P(A)P(B)$$

Example: rolling a die

Let's consider rolling a fair 6-sided die. The results of each die roll are independent from one another.

- ▶ Suppose we roll the die once. What is the probability that the face is 1 and 2?

$$S = \begin{matrix} 1 & 2 & 3 \\ 4 & 5 & 6 \end{matrix}$$

- ▶ Suppose we roll the die once. What is the probability that the face is 1 or 2?

$$S = \begin{matrix} 1 & 2 & 3 \\ 4 & 5 & 6 \end{matrix}$$
$$\frac{1}{6} + \frac{1}{6} = \frac{1}{3}$$
$$\frac{|E|}{|S|} = \frac{2}{6} = \frac{1}{3}$$

Example: rolling a die

- ▶ Suppose we roll the die 3 times. What is the probability that the face 1 never appears in any of the rolls?

$$P(\text{1st roll no 1 AND 2nd roll no 1 AND 3rd roll no 1}) = P(\text{1st roll no 1}) * P(\text{2nd roll no 1} \mid \text{1st roll no 1}) * P(\text{3rd roll no 1} \mid \text{1st roll no 1 and 2nd roll no 1})$$

$\left(\frac{5}{6}\right)^3$

- ▶ Suppose we roll the die 3 times. What is the probability that the face 1 appears at least once?

Example: rolling a die

- ▶ Suppose we roll the die n times. What is the probability that only the faces 2, 4, and 5 appear?

- ▶ Suppose we roll the die twice. What is the probability that the two rolls have different faces?

Conditional probability

Conditional probability

- ▶ The probability of an event may **change** if we have additional information about outcomes.
- ▶ Starting with the multiplication rule, $P(A \cap B) = P(A)P(B|A)$, we have that

$$P(B|A) = \frac{P(A \cap B)}{P(A)}$$

assuming that $P(A) > 0$.

Example: pets

Suppose a family has two pets. Assume that it is equally likely that each pet is a dog or a cat. Consider the following two probabilities:

1. The probability that both pets are dogs given that **the oldest is a dog**.
2. The probability that both pets are dogs given that **at least one of them is a dog**.

Discussion Question

Are these two probabilities equal?

- a) Yes, they're equal
- b) No, they're not equal

Example: pets

Let's compute the probability that both pets are dogs given that **the oldest is a dog**.

Example: families

Let's now compute the probability that both pets are dogs given that **at least one of them is a dog**.

Summary, next time

Summary

- ▶ Two events A and B are mutually exclusive if they share no outcomes (no overlap). In this case,

$$P(A \cup B) = P(A) + P(B).$$

- ▶ More generally, for any two events,

$$P(A \cup B) = P(A) + P(B) - P(A \cap B).$$

- ▶ The probability that events A and B both happen is

$$P(A \cap B) = P(A)P(B|A).$$

- ▶ $P(B|A)$ is the conditional probability of B occurring, given that A occurs. If $P(B|A) = P(B)$, then events A and B are independent.

Next time

- ▶ More probability and introduction to combinatorics, the study of counting.
- ▶ **Important:** We've posted **many** probability resources on the [resources tab of the course website](#). These will no doubt come in handy.
 - ▶ No more DSC 40A-specific readings, though the Probability Roadmap was written specifically for students of this course.